

GUNT Fluid Line: Software – intuitive and accessory specific

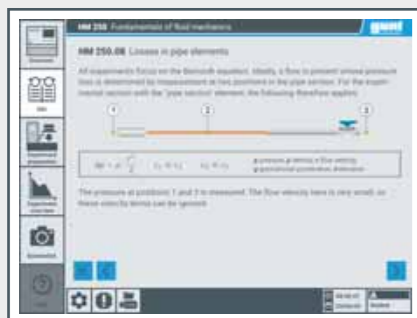
The operation and control of the HM 250 basic module and of the accessories HM 250.01 – HM 250.11 is done via the integrated PLC with touch screen. Alternatively, an end device takes over the operation via the integrated WLAN function. Up to 10 end devices (PC, tablet, smartphone) can perform the tests via

screen mirroring. With the help of RFID technology the appropriate accessory software is automatically loaded into the PLC. The system configuration also takes place automatically.



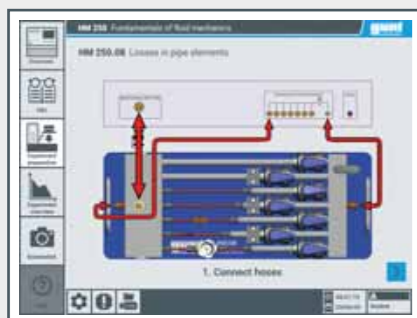
Overview

Available accessories HM 250.01 – HM 250.11 offer a complete course in the fundamentals of fluid mechanics



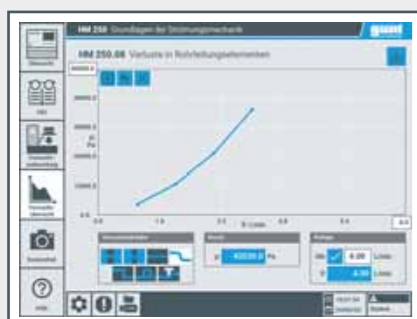
Info

- detailed description of the base module HM 250 and the user interface
- detailed description of the accessories with information on setup and measuring principle
- learning module with theoretical basics, content adapted to the accessories



Experiment preparation

- step-by-step guide visualizes connection of the individual elements
- automatic bleeding of the experimental sections and the pressure connections



Experiment overview with Help function

- digital data acquisition
- graphical representation of the measured values, e.g. pressure curve



Picture sequence shows the individual steps of the experiment execution



Touch screen



- data transfer of measured values in CSV file format to an external device, connection via USB interface
- later evaluation e.g. in Excel



HM 250 Base module with touch screen

- Display of stored content on the external device, e.g. recorded screenshots

- Display of error messages

- Basic settings e.g. language

- Selection of different user levels with different functions

- Setting the time / date



Screenshot

- Screenshot of current view
- Storage of the image file on an external device, connection via USB interface

- Display of stored content on the external device, e.g. recorded screenshots

